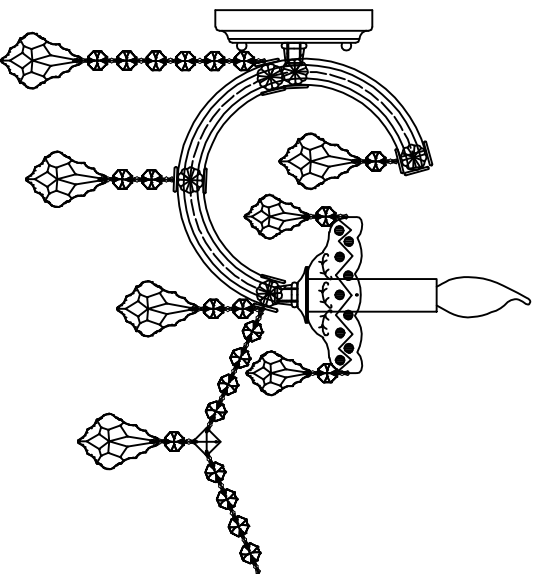


Trade Mark:  
CRYSTAL WORLD INC

Product Name: Wall lamp  
Model :8318W/12C-2  
120Vac, 60HZ,AC ONLY  
Lamp Size:W12"xH14"xE10"

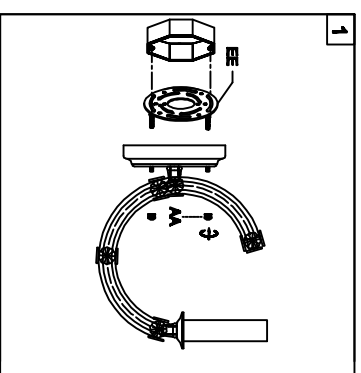


## WALL LAMP ASSEMBLY INSTRUCTIONS

1. Place fixture(A) onto crossbar (EE).  
Secure with cap nuts (AA).

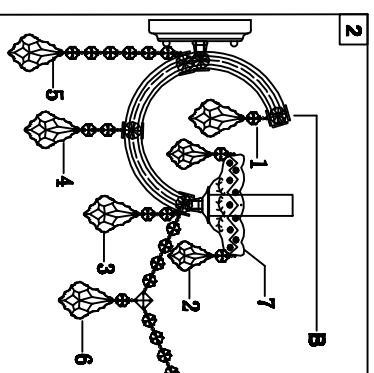
### Hardware Used

AA Cap nut      ⊕      X 2



2. Please hang the crystal(1)~ (7) to the fixture (B).

- |     |      |      |      |
|-----|------|------|------|
| 1   | 2    | 3    | 4    |
| 1pc | 8pcs | 2pcs | 2pcs |
| 1pc | 1pc  | 2pcs | 2pcs |
| 5   | 6    | 7    |      |
| 1pc | 1pc  | 2pcs |      |



3. Install light bulbs ( not included).

Use bulb  
120V E12      2\*40W Max.

